



7G Series

2- and 3-way Ball Valves
Multi-directional Flow



instrumentation ball valves



CRANE Instrumentation & Sampling, HOKE®
PO Box 4866 • Spartanburg, SC 29305-4866
(864) 574-7966 • www.hoke.com

For Your Safety

It is solely the responsibility of the system designer and user to select products suitable for their specific application requirements and to ensure proper installation, operation, and maintenance of these products. When selecting products, the total system design must be considered to ensure safe, trouble-free performance. Material compatibility, product ratings and application details should be considered in the selection. Improper selection or use of products described herein can cause personal injury or property damage.

Contact your authorized HOKE® sales and service representative for information about additional sizes and special alloys.

SAFETY WARNING:

HOKE® products are designed for installation only by professional suitably qualified licensed system installers experienced in the applications and environments for which the products are intended. These products are intended for integration into a system. Where these products are to be used with flammable or hazardous media, precautions must be taken by the system designer and installer to ensure the safety of persons and property. Flammable or hazardous media pose risks associated with fire or explosion, as well as burning, poisoning or other injury or death to persons and/or destruction of property. The system designer and installer must provide for the capture and control of such substances from any vents in the product(s). The system installer must not permit any leakage or uncontrolled escape of hazardous or flammable substances. The system operator must be trained to follow appropriate precautions and must inspect and maintain the system and its components including the product(s) and at regular intervals in accordance with timescales recommended by the supplier to prevent unacceptable wear or failure



7G Series

2- and 3-way Ball Valves
Multi-directional Flow



Typical Applications

- Hydraulic test stands
- High pressure test stands
- Viscous media handling
- Gas and liquid applications
- Pilot plants in refineries and chemical plants
- Measurement and regulating equipment

Technical Data

BODY MATERIAL	316 stainless steel
MAXIMUM OPERATING PRESSURE	3000 psig (207 barg)
PROOF PRESSURE SAFETY FACTOR	2:1
BURSTING PRESSURE SAFETY FACTOR	4:1
TEMPERATURE RANGE	-20°F to +475° F (-29°C to +232° C)
ORIFICE SIZES	0.156" (4mm) to 0.316" (8mm)
INSTRUMENT PANEL DIAMETER*	0.80" (20mm)
INSTRUMENT PANEL THICKNESS*	0.24" (6mm)

* Panel mount not available for 1/2" and 18mm fittings

** Contact factory for other seat materials

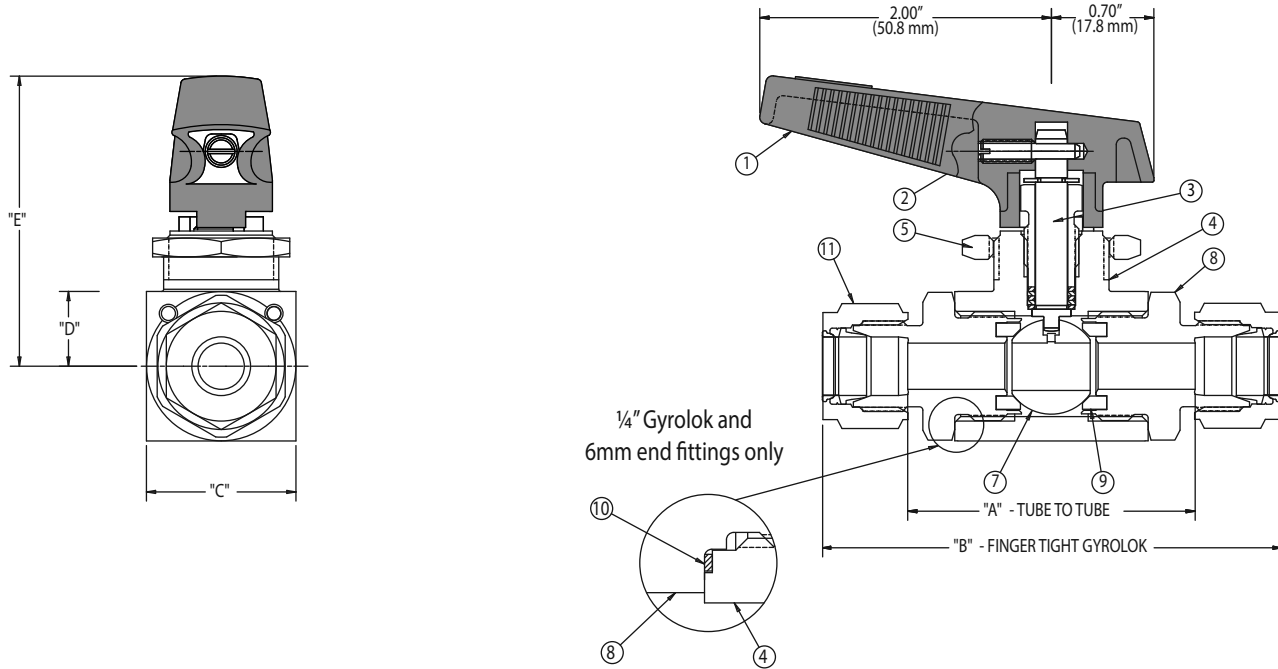
Features

- Floating ball valve provides shut off or controls flow directions (3-way)
- Panel mounting is standard for all end fitting sizes except 1/2" and 18mm end connections
- Reliable housing construction incorporates metal seals
- Dyna-Pak® packing provides a leak-tight seal with low operating torque in vacuum or high pressure applications, helping to prevent fugitive emissions
- Handle points to port in use or to closed position, providing a visual cue and improved safety
- Multi-directional flow throughout entire operating pressure range
- Fractional GYROLOK® and female NPT end fittings up to 1/2"; metric GYROLOK® up to 18mm
- Pressure assisted sealing, no sealing adjustment required
- Virgin TFE seat and seal design**
- Special High Tolerance NPT Thread

7G 2-way Ball Valves

Bi-directional Flow

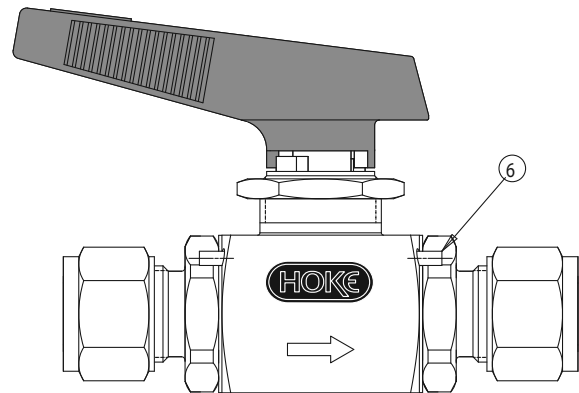
Materials and Dimensions



Materials of Construction

	DESCRIPTION	MATERIAL
1	RED LEVER HANDLE	Nylon
2	HANDLE PIN	316 stainless steel
3	STEM ASSEMBLY	316 stainless steel, PTFE
4	BODY	316 stainless steel
5	PANEL NUT	316 stainless steel
6	PIN	316 stainless steel
7	BALL	316 stainless steel
8	END FITTING	316 stainless steel
9	SEAT	Virgin TFE
10	WASHER*	316 stainless steel
11	NUT & FERRULE SET	316 stainless steel

* ¼" Gyrolok and 6mm end fittings only



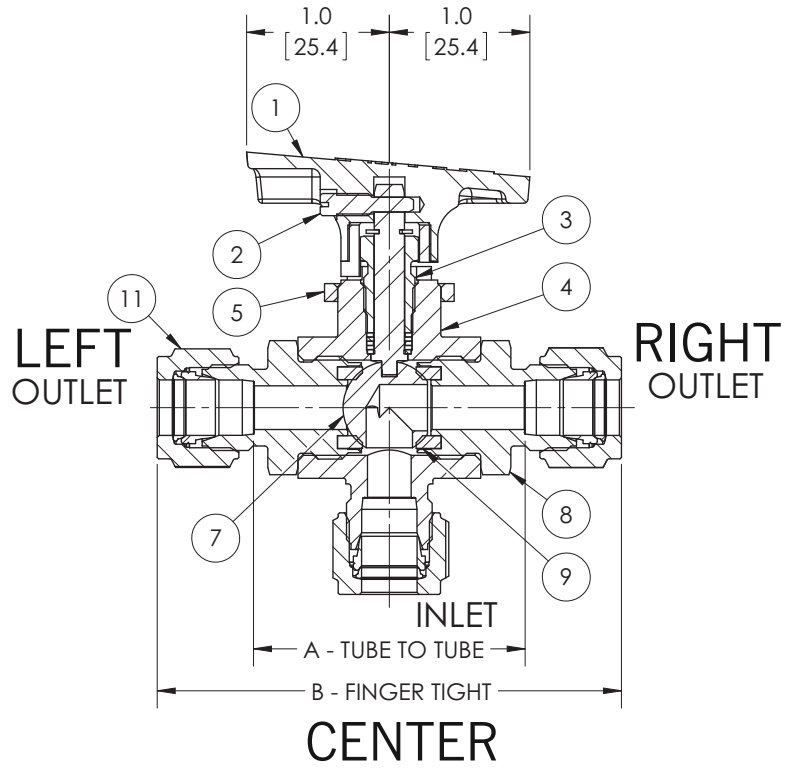
Dimensions

INLET F / OUTLET G	A	B	C	D	E	ORIFICE	CV
¼" FEMALE NPT	NA	2.08 (53mm)	1.02 (26mm)	0.51 (13mm)	2.01 (51mm)	0.316 (8.0mm)	2.45
⅜" FEMALE NPT	NA	2.78 (71mm)	1.02 (26mm)	0.51 (13mm)	2.01 (51mm)	0.316 (8.0mm)	2.45
½" FEMALE NPT	NA	3.22 (82mm)	1.02 (26mm)	0.51 (13mm)	2.01 (51mm)	0.316 (8.0mm)	2.45
¼" GYROLOK®	1.97 (50mm)	3.24 (82mm)	.87 (22mm)	0.43 (11mm)	1.92 (49mm)	0.187 (4.8mm)	0.80
⅜" GYROLOK	2.01 (51mm)	3.43 (87mm)	1.02 (26mm)	0.51 (13mm)	2.01 (51mm)	0.282 (7.2mm)	1.12
½" GYROLOK	1.84 (47mm)	3.80 (96mm)	1.02 (26mm)	0.51 (13mm)	2.01 (51mm)	0.316 (8.0mm)	2.45
6mm GYROLOK	1.98 (50mm)	3.24 (82mm)	0.87 (22mm)	0.51 (13mm)	1.92 (49mm)	0.156 (4.0mm)	0.53
8mm GYROLOK	2.02 (51mm)	3.31 (84mm)	1.02 (26mm)	0.43 (11mm)	2.01 (51mm)	0.316 (8.0mm)	2.45
10mm GYROLOK	1.97 (50mm)	3.36 (85mm)	1.02 (26mm)	0.51 (13mm)	2.01 (51mm)	0.316 (8.0mm)	2.45
12mm GYROLOK	1.79 (46mm)	3.65 (93mm)	1.02 (26mm)	0.51 (13mm)	2.01 (51mm)	0.316 (8.0mm)	2.45
18mm GYROLOK	1.87 (47mm)	3.92 (100mm)	1.02 (26mm)	0.51 (13mm)	2.01 (51mm)	0.316 (8.0mm)	2.45

7G 3-way Ball Valves

Multi-directional Flow

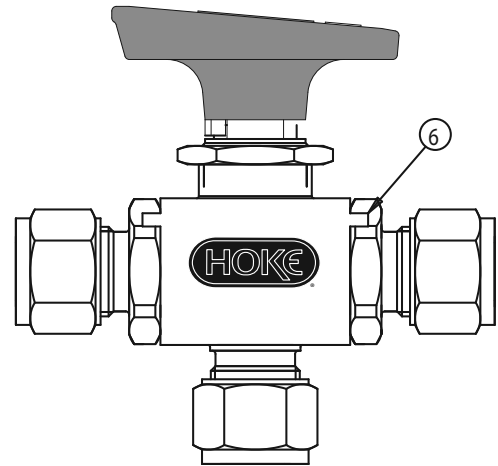
Materials and Dimensions



Materials of Construction

	DESCRIPTION	MATERIAL
1	LEVER HANDLE	Nylon
2	HANDLE PIN	316 stainless steel
3	STEM ASSEMBLY	316 stainless steel, PTFE
4	BODY	316 stainless steel
5	PANEL NUT	316 stainless steel
6	PIN	316 stainless steel
7	BALL	316 stainless steel
8	END FITTING	316 stainless steel
9	SEAT	Virgin TFE
10	WASHER*	316 stainless steel
11	NUT & FERRULE SET	316 stainless steel

* ¼" GYROLOK® and 6mm end fittings only



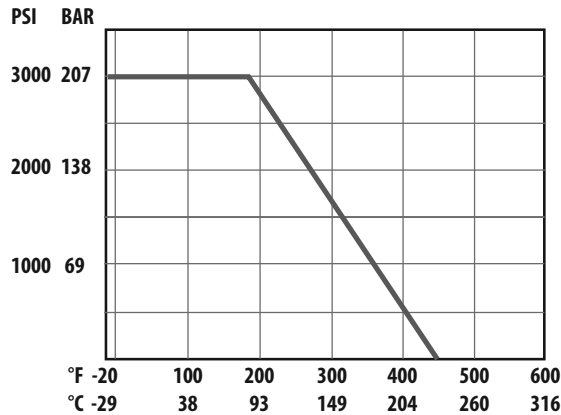
Dimensions

INLET H / OUTLET J	A	B	C	D	E	ORIFICE	Cv
¼" FEMALE NPT	NA	2.08 (53mm)	1.02 (26mm)	0.51 (13mm)	2.01 (51mm)	0.316 (8.0mm)	2.45
⅜" FEMALE NPT	NA	2.78 (71mm)	1.02 (26mm)	0.51 (13mm)	2.01 (51mm)	0.316 (8.0mm)	2.45
½" FEMALE NPT	NA	3.22 (82mm)	1.02 (26mm)	0.51 (13mm)	2.01 (51mm)	0.316 (8.0mm)	2.45
¼" GYROLOK®	1.97 (50mm)	3.24 (82mm)	0.87 (22mm)	0.43 (11mm)	1.92 (49mm)	0.187 (4.8mm)	0.80
⅜" GYROLOK®	2.01 (51mm)	3.43 (87mm)	1.02 (26mm)	0.51 (13mm)	2.01 (51mm)	0.282 (7.2mm)	1.12
½" GYROLOK®	1.84 (47mm)	3.80 (96mm)	1.02 (26mm)	0.51 (13mm)	2.01 (51mm)	0.316 (8.0mm)	2.45
6mm GYROLOK®	1.98 (50mm)	3.24 (82mm)	0.87 (22mm)	0.51 (13mm)	1.92 (49mm)	0.156 (4.0mm)	0.53
8mm GYROLOK®	2.02 (51mm)	3.31 (84mm)	1.02 (26mm)	0.43 (11mm)	2.01 (51mm)	0.316 (8.0mm)	2.45
10mm GYROLOK®	1.97 (50mm)	3.36 (85mm)	1.02 (26mm)	0.51 (13mm)	2.01 (51mm)	0.316 (8.0mm)	2.45
12mm GYROLOK®	1.79 (46mm)	3.65 (93mm)	1.02 (26mm)	0.51 (13mm)	2.01 (51mm)	0.316 (8.0mm)	2.45
18mm GYROLOK®	1.87 (47mm)	3.92 (100mm)	1.02 (26mm)	0.51 (13mm)	2.01 (51mm)	0.316 (8.0mm)	2.45

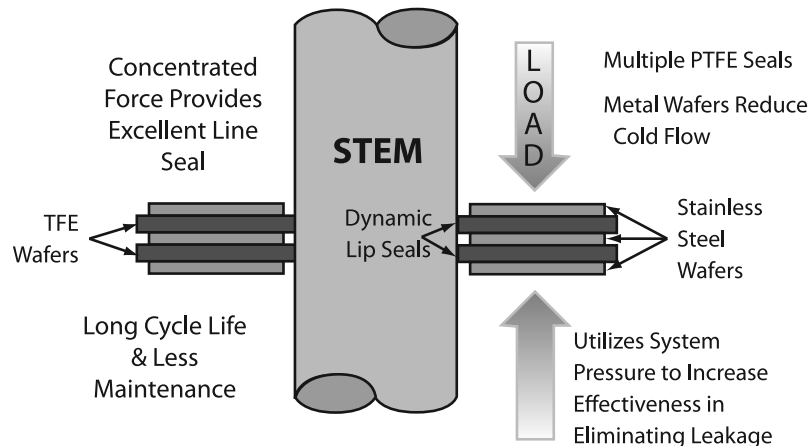
7G 2- and 3-way Ball Valves

Multi-directional Flow

Pressure Temperature Curve



Dyna-Pak® Stem Packing




How to Order

7G2 210 F4 Y MM

Valve Series
7G2 2-way
 7G4 3-way

Metric
MM Specify for GYROLOK® metric only*
 (fractional sizes leave blank)

Inlet/Outlet
F4 1/4" female NPT
F6 3/8" female NPT
F8 1/2" female NPT
G4 1/4" GYROLOK®
G6 3/8" GYROLOK®
G8 1/2" GYROLOK®
G6 6mm GYROLOK®
G8 8mm GYROLOK®
G10 10mm GYROLOK®
G12 12mm GYROLOK®
G18 18mm GYROLOK® (2-way Only)



The Small Bore Instrumentation Specialists



We specialize in small bore instrumentation products up to 2" that deliver benchmark performance quality & safety; provide the broadest array of superior alloy offerings in the market; decades of proven success in a wide range of industries; a roster of "who's who" customers & projects globally; original "Best Solution" engineering & designs; and are focused on continuous improvement in all aspects of our business.

Proudly Distributed By:



CRANE INSTRUMENTATION &
SAMPLING Inc.
405 Centura Ct.
Spartanburg, SC 29305, USA
Tel: 1-864-574-7966
PO Box 4866, Spartanburg, SC
29305-4866 USA

Crane Co., and its subsidiaries cannot accept responsibility for possible errors in catalogues, brochures, other printed materials, and website information. Crane Co. reserves the right to alter its products without notice, including products already on order provided that such alteration can be made without changes being necessary in specifications already agreed. All trademarks in this material are the property of the Crane Co. or its subsidiaries. The Crane and Crane brands logotype (CENTER LINE®, COMPAC-NOZ®, CRANE®, DEPA® & ELRO®, DOPAK®, DUO-CHEK®, FLOWSEAL®, GYROLOK®, GO REGULATOR®, HOKE®, JENKINS®, KROMBACH®, NOZ-CHEK®, PACIFIC VALVES®, RESISTOFLEX®, REVO®, SAUNDERS®, STOCKHAM®, TEXAS SAMPLING®, TRIANGLE®, UNI-CHEK®, VALVES®, WTA®, and XOMOX®) are registered trademarks of Crane Co. All rights reserved.