

## ELS-1200 Series with Integral Electronics for Pressurized Vessels to 2500 PSI!

High pressure liquid processes can now be monitored effectively with very little intrusion into tanks or piping. ELS-1200 switches feature fused glass prisms fused to zinc/nickel plated, carbon steel housings. You'll find them to be a compact, reliable and durable solution to liquid level monitoring of refrigerant, compressor oil, hydraulic system reservoirs and machine tools.

### Specifications

Materials Housing	
ELS-1200	Zinc/Nickel-Plated Carbon Steel
ELS-1200CR	Stainless Steel and Hastelloy®-C
Prism	
Fused Glass	
Operating Pressure	
0 to 2500 PSI, Maximum	
Operating Temperature*	
-40°F to +212°F (-40°C +100°C)	
Current Consumption	
~45 mA	
Output	
TTL/CMOS Compatible. Transistor Output with 10K Pull Up Resistor. May Sink 18 mA. 12 VDC Input Power Units Match A Maximum 5 VDC on Output.	
Electrical Termination**	
22 AWG, Polymeric, 12" to 14" Extended Lead Wires	
Repeatability	
±1 mm	
Approvals	
U.L. Approval	

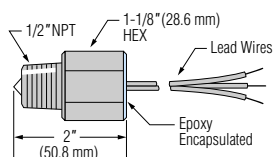
\* These switches are not for use in freezing liquid

\*\* Consult GEMS for cable options.

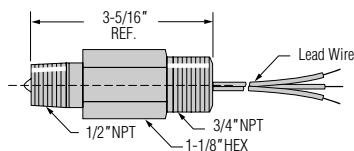
### Dimensions

#### ELS-1200 Series

1/2" NPT Mounting



#### ELS-1200CR Series




### How To Order

Specify Part number based on Series Type, desired Input Power, Output Condition and Electrical Termination.

Series	Input Power	Time Delay	Probe Condition at Current Sink	
			Wet	Dry
ELS-1200	12 VDC*	No	153843 ⚡	154178
ELS-1200CR	24 VDC	No	188119	188117
		Yes	188118	188116

\*12 VDC input power units switch a maximum 5 VDC on output.

⚡ - Stock Items.



ELS-1200



ELS-1200CR

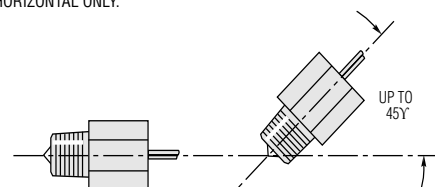


### Corrosion-Resistant ELS-1200CR

Designed for outdoor use, these corrosion resistant units are made to withstand the nastiest environments. They feature the same fused glass prism and solid-state electronics as the standard ELS-1200. A rugged body made of stainless steel and Hastelloy® delivers the ultimate corrosion protection.

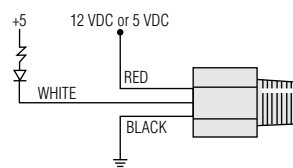
### Mounting Attitude

THESE UNITS MUST BE MOUNTED HORIZONTALLY OR UP TO 45° FROM HORIZONTAL ONLY.



### Wiring Diagrams - ELS-1200 & ELS-1200CR

#### Transistor Output



#### TTL Compatible Output

